

READ CITY USA
ALL TOGETHER NOW

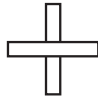
Mayor Jacobs has challenged our community to go platinum by reading one million hours! If you complete this craft, log another hour of reading. www.knoxcountylibrary.org



MAKE A MIC

Color and cut out the grille strips, band, and grip.

Arrange two strips in a cross shape, at right angles to each other, and glue together. Repeat with two more strips.



Arrange your two crosses over each other, turning one 45°, and glue together.



With the strips flat in front of you (blank side up), form one strip into a circle by drawing up and overlapping the ends. Glue and repeat with other strips, forming a sphere.

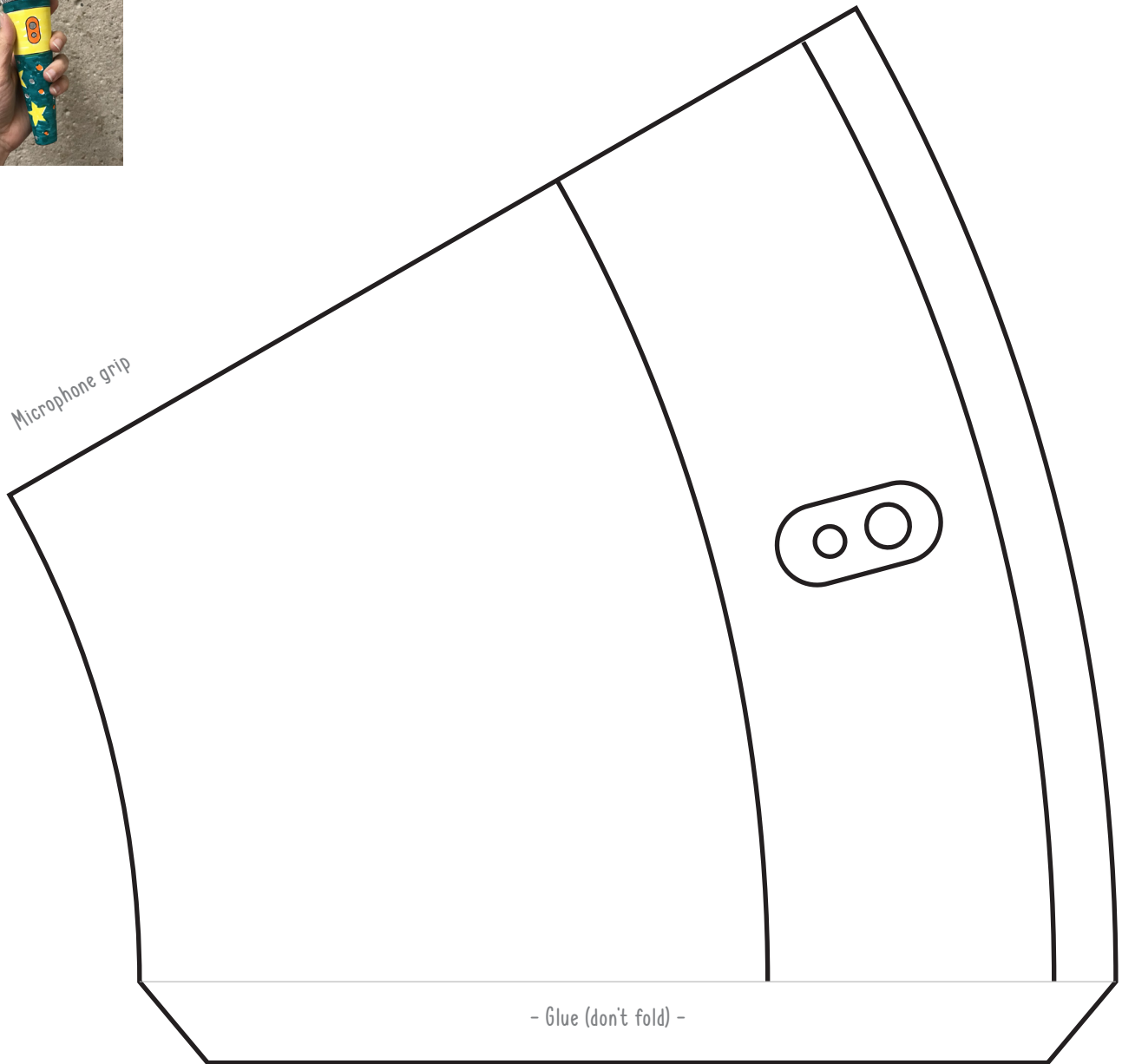
When your sphere is formed, glue the band around the middle. It's okay to squeeze a bit!




For the grip, add glue to the flap and roll into a cone shape. Glue your grille to the top of the grip. (Try adding a bead of white glue to the inside of the grip, then gently nesting the grille inside.)

What will you perform? Share with us!

@knoxreads @knoxcountypubliclibrary





Grille strips

Grille band

- Bonus! Make an album cover -

If you recorded an album, what would it be called? What genre of music would you record? Create and decorate your album cover at right!

Share your finished artwork with us!

 @knoxreads


 @knoxcountypubliclibrary

#readcityusa

or email communications@knoxlib.org

**Did you know you can
check out CDs and vinyl
records from the Library?**

Browse our extensive music collection in Sights & Sounds at Lawson McGhee Library (downtown Knoxville) or browse online and place a hold on CDs for pickup at any location. (Records must be picked up and returned to Lawson McGhee). discover.knoxcountypubliclibrary.org



READ CITY USA
**ALL 
TOGETHER
NOW**