

Move It!

Learning through Movement

KNOX COUNTY PUBLIC LIBRARY





Dear Teacher,

You know how important fun and engaging literacy experiences are for young children. Books engage the imagination, unlock the details of our world, and encourage meaningful interaction between child and adult. Learning happens throughout the day, and we know how challenging it can be to find new activities to enhance the curriculum. Knox County Public Library (KCPL) aims to provide resources that excite and intrigue even the youngest “readers.”

Storytimes to Go are thematically based resource kits designed to infuse language activities into the existing day-long curriculum. They are intended for use by professional preschool teachers with children ages three to five years. A typical kit includes a selection of books, music, puppets, puzzles, flannel boards and/or other manipulatives appropriate for use in the preschool classroom. Each kit also contains a Teacher’s Manual with curriculum connections, activity ideas, reproducibles and a list of other KCPL materials of interest.

Thanks to a generous grant from the East Tennessee Foundation, Knox County Public Library developed *Storytimes to Go* to bring library resources into the preschool environment, allowing additional opportunities for children to develop early literacy skills in a fun and exciting way. We welcome feedback about the kits. If you have any questions or comments, please contact the Children’s Room by phone at 215-8725 or email at childrensdept@knoxlib.org.

Thank you for your commitment to our community’s children. We hope Knox County Public Library can continue to be a valuable resource in your classroom.

A handwritten signature in black ink that reads 'Myretta Black'.

Myretta Black
Director
Knox County Public Library

A handwritten signature in black ink that reads 'Fredda Williams'.

Fredda Williams
Children’s Consultant
Knox County Public Library

A handwritten signature in black ink that reads 'Erin Nguyen'.

Erin Nguyen
Children’s Services Manager
Knox County Public Library



WHY SHARE BOOKS WITH PRESCHOOLERS?

Share books with young children to:

- have them associate reading with pleasure
- broaden their experiences
- help them develop rich imaginations
- increase their listening skills
- increase their educational advantage through access to and awareness of print materials

Sharing books with preschoolers increases:

- reading, writing and speaking ability
- vocabulary
- symbol and letter recognition
- the ability to use more complex sentences
- literal and inferential comprehension skills
- ability to match spoken words with print
- positive attitudes toward reading
- thinking of reading as a valued activity

Shared book experiences help young children to better understand:

- what a book is for
- the concept of authorship
- to turn pages from front to back
- that reading is from left to right
- the concept of words, letters and punctuation
- the meaning of story in “book language” which is more formal than conversation

Through book-centered interaction with an adult, young children learn:

- modeling of reading
- similarities and differences between spoken and written language
- the basic form and structure of written language
- that marks on paper have sounds and meaning
- that a story has a beginning, a middle and an end
- the concept that what is spoken can be written
- to predict what will happen next in stories

THE SIX SKILLS OF EARLY LITERACY

As a teacher, you know how important reading is to developing minds. Young children need a variety of skills to become successful readers. Many of the activities that adults share with children daily—reading and looking at books, singing songs, saying nursery rhymes, exploring the world around us, and others—help build one or more of the six specific early literacy skills that become the building blocks for later reading and writing. Research indicates that children who enter school with more of these skills are better able to benefit from the reading instruction they receive when they arrive at school.

Vocabulary: knowing the names of things

A good Vocabulary is crucial to helping children learn to read and understand what they read. Children with larger vocabularies tend to be better readers and more interested in books. Naming objects, activities, actions, feelings and ideas helps children build their vocabularies.

Print Motivation: one's interest and enjoyment of books

A child with Print Motivation likes to play with books, pretend to write, asks to be read to and likes to listen to stories. Making reading fun and interactive—even for just a few minutes at a time—increases print motivation.

Print Awareness: understanding how we use written words and how to use books

Print Awareness includes basic ideas of how to open a book and turn its pages, as well as, knowledge that English is read from top to bottom and left to right. A child who knows when a book is upside down or points out print in the environment is demonstrating print awareness. Encourage this skill by pointing out and reading words everywhere you see them - on signs, labels, at the grocery store and post office.

Letter Knowledge: knowing the names of letters, their sounds and the differences between them

Children who can identify the name of a letter and what sound it makes have Letter Knowledge. Use fun reading or writing activities to help build this skill, like pointing out and naming letters in books or on signs and labels. For babies, talk about the shape of things, and for preschoolers, try drawing letters and pictures in the sand.

Narrative Skills: being able to tell and understand stories and descriptions

Narrative Skills are essential to a child's comprehension of what she reads. Encourage children to tell you about a book (instead of just listening to it), and have them retell their favorite stories to you. Talk about the sequence of daily routines and activities.

Phonological Awareness: the ability to hear and manipulate the smaller sounds in words

Phonological Awareness includes the ability to hear and create rhymes, to say words with sounds or chunks left out and the ability to put two word chunks together to make a word. Most children who have difficulty in reading have trouble in phonological awareness. Fun word games are a great way to develop this skill: make up silly words, play rhyming games, and sing and read poems, nursery rhymes and rhyming books.

Many of the materials included in this kit can help develop one or more of these six skills. Knox County Public Library does offer free workshops for parents and educators on the early literacy skills and fun ways to help children learn them. For more information, please contact the Children's Room by phone at 215-8725 or email at childrensdept@knoxlib.org.



USING FLANNELBOARD STORIES AND GAMES WITH CHILDREN

Flannelboards are excellent for telling and retelling stories, as well as, teaching and reinforcing concepts in the classroom environment. Below are just a few of the ways that using a flannelboard can help support children's learning and development.

Literacy

Children can listen to and practice telling stories as an avenue for building early literacy skills, especially narrative skills. Flannelboard stories have many of the same benefits as books for developing young minds. Figures used are minimal but help children remember the story's details.

Active Participation

Children can become active participants in the storytelling process by assisting the teller in manipulating the figures or deciding "what's next" in the story.

Listening Skills and Attention Span

Flannelboards provide children the support needed to understand and focus on stories that might otherwise be too long or inaccessible.

Creativity

Use generic flannelboard figures to help children develop creativity, divergent thinking and narrative skills. You might use a set of animals or a set of people for the characters, and ask children to supply the settings, conflict and ideas for resolving the story.

Flexibility for the Teacher

As the teacher, you can tailor flannelboard figures and stories to your students' interests or educational needs. Make figures that reflect your community members and important landmarks or events, or create figures that directly match a specific learning objective. One set of figures (for example, animals) can tell a variety of stories or help teach a variety of concepts.

Also, flannelboards are useful for playing games. Vocabulary, sequencing and matching games all provide meaningful learning opportunities in a new or different way for students.

TIPS FOR CREATING AND USING FLANNELBOARD STORIES

Writing Your Own Stories

- Use a logical plot sequence.
- Write a simple script.
- Keep a copy of your story for future use.
- Use patterns from books, clip art or draw your own.

Making the Figures

- Use bright colors.
- Keep in mind the size of your flannelboard and that children will see the figures from a distance.
- Use Velcro tape, or glue or staples to attach felt to the figures. Glue is best if children might handle the figures, although staples are faster and keep the figures flexible, which helps them last longer.
- You can use magnets or magnetic tape on the figures if you have a magnetic surface in your classroom. (Cookie sheets work great.)

Making a Flannelboard

- A piece of felt draped over a chair, taped to a wall, or wrapped around a hard back book can be a great “stage” for your pieces.
- Black or dark blue felt offers good contrast and resists showing dirt.
- Use a heavy weight cardboard or other sturdy material if you’d like to make your own board. 15” by 15” is a good, portable size.

Storing Materials

- Zip lock bags or file folders work great.
- Keep copies of scripts and patterns with your figures.

How do I tell the stories?

A suggested script or activity idea is included both in the bag and in the Teacher’s Manual. Flannelboards work best if you actually tell the story rather than just reading it from the page. It often helps to practice a bit before you tell it to the children for the first time.

Should the children handle the pieces?

Flannelboards give children concrete, tactile ways to interact with a story, learning objective or game. As with any classroom material, teachers should ensure that the children understand how to handle the pieces, and keep in mind the age and development of students. Teachers are responsible for damage to pieces in the *Storytimes to Go* kits.

POLICIES AND PROCEDURES

What is the purpose of *Storytimes to Go*?

Storytimes to Go aims to bring library resources into the preschool environment, enhancing teachers' daily instruction and providing more opportunities for children to develop early literacy skills in a fun and exciting way. The kits allow teachers access to materials that may not already be in the classroom, and each comes with a manual loaded with ideas for using the materials in unique ways that benefit students.

What is included in a *Storytimes to Go* kit?

Storytimes to Go are thematically based and include a selection of books, music, puppets, puzzles, flannelboards and other manipulatives appropriate for use in the preschool classroom. Each kit also contains a Teacher's Manual that provides curriculum connections, reproducibles, and a list of other KCPL materials of interest.

Who are *Storytimes to Go* intended for?

Storytimes to Go are designed for use by preschool educators and professional caregivers serving preschool children ages three to five.

Who can check out *Storytimes to Go*?

Kits may be checked out by any adult with a valid Knox County Public Library card in good standing. Kits may only be borrowed with one's personal library card; teacher cards may not be used.

Should I reserve *Storytimes to Go*? How do I make a reservation?

Patrons must reserve kits at least 24 hours in advance either online through the KCPL catalog or by calling the Children's Room at 215-8725.

What is the checkout period?

Storytimes to Go may be checked out for a period of up to three weeks. They may not be renewed. Only one kit may be checked out at a time.

How much does it cost?

Thanks to a generous grant from the East Tennessee Foundation, KCPL is able to provide these materials for checkout free of charge. Please note, however, that there are unique fees imposed for late returns and damaged or missing parts:

Late Fine: \$5 per day, up to a maximum of \$25.

Teacher's Manual: \$10 replacement fee for damaged or missing pages.

Books and Materials: List price plus a \$5 processing fee.

Patrons will also incur a \$10 cleaning fee for materials returned with excessive dirt.

Please be sure to verify the contents of the kit when the kit is checked out and returned. A contents list is included in each kit for your convenience.




CONTENTS LIST

Please take a moment to review the contents of your *Storytimes to Go* kit. Some items have more than one component, and it is essential that **all** pieces are returned. Note that charges are incurred for any and all missing or damaged pieces, including the Teacher's Manual.

Books and Music

Picture	Author and Title	Replacement Cost
	Bluemle, Elizabeth. <i>How Do You Wokka-Wokka?</i>	\$15.99
	Carlson, Nancy. <i>Get Up and Go!</i>	\$15.99
	Cronin, Doreen. <i>Stretch</i>	\$15.99
	Cuyler, Margery. <i>We're Going on a Lion Hunt</i>	\$14.99
	Durango, Julia. <i>Cha-Cha Chimps</i>	\$15.95
	Fucile, Tony. <i>Let's Do Nothing!</i>	\$16.99





Picture	Author and Title	Replacement Cost
	Ketteman, Helen. <i>Swamp Song</i>	\$17.99
	Portis, Antoinette. <i>Not a Box</i>	\$14.89
	Ross, Michael. <i>Play With Me</i>	\$12.99
	Thomas, Jan. <i>Can You Make a Scary Face?</i>	\$12.99
	Ready, Set, Move! Audio CD	\$14.99
	Shake, Rattle, and Rock Audio CD	\$14.99
	Teacher's Manual	\$10.00

CONTENTS LIST (CONT.)

Flannelboard Materials

<i>Title</i>	<i>Notes</i>	<i>Replacement Fee</i>
All the Animals	6 pieces	\$10.00

Manipulatives

Picture	Name	Notes	Replacement Cost
	Scarves and CD set	12 scarves and 1 CD	\$38.96
	Frog Beanbags	6 pieces	\$16.96
	Animal Action Cards	16 cards plus instructions	\$22.96
	Let's Get Moving Activity Mats	15 mats	\$39.95

FLANNELBOARD SCRIPT: All the Animals

6 pieces, included

Act out as you put each animal on the board. Tune: "The Wheels on the Bus"

All the little fish go swim, swim, swim,
Swim, swim, swim;
Swim, swim, swim.
All the little fish go swim, swim, swim,
All through the day.

All the little frogs go hop, hop, hop,
Hop, hop, hop;
Hop, hop, hop.
All the little frogs go hop, hop, hop,
All through the day.

All the little penguins go flap, flap, flap,
Flap, flap, flap;
Flap, flap, flap.
All the little penguins go flap, flap, flap,
All through the day.

All the little elephants go stomp, stomp, stomp,
Stomp, stomp, stomp;
Stomp, stomp, stomp.
All the little elephants go stomp, stomp, stomp,
All through the day.

All the little ducks go waddle, waddle, waddle,
Waddle, waddle, waddle;
Waddle, waddle, waddle.
All the little ducks go waddle, waddle, waddle,
All through the day.

All the little lions go leap, leap, leap,
Leap, leap, leap;
Leap, leap, leap.
All the little lions go leap, leap, leap,
All through the day.

SONGS AND FINGERPLAYS

Two Little Feet

Two little feet go tap, tap, tap.
Two little hands go clap, clap, clap.
Two little feet go jump, jump, jump.
Two little hands go thump, thump, thump.
One little body turns round and round
And sits quietly on the ground.

Up, Up, Up

Up, up, up,
The children go.
Reach way up
And touch your nose.

Down, down, down,
The children go.
Reach way down
And touch your toes.

Early in the Morning

This is the way we clap our hands,
Clap our hands, clap our hands
This is the way we clap our hands,
So early in the morning.

Additional Verses:

This is the way we stomp our feet...
This is the way we shake our legs...
This is the way we nod our heads...
This is the way we wiggle our toes...
This is the way we blink our eyes...
This is the way we yawn our mouth...

The Wind

Here we go up, up, up.
Here we go down, down, down.
Here we go forward,
Here we go backward.
Here we go round and round.

I'm Bouncing

I'm bouncing, bouncing, everywhere
I bounce and bounce into the air.
I'm bouncing, bouncing, like a ball.
I bounce and bounce, then down I fall.

Stretch

I stretch and stretch
And find it fun.
To reach and reach
To touch the sun.

I bend and bend
To touch the floor.
I stand back up
And stretch some more.

Marching We Will Go

A marching we will go.
A marching we will go.
Hi-ho the derry-oh.
A marching we will go.

Additional Verses:

A stomping we will go...
A clapping we will go...
A sneaking we will go...
A hopping we will go...

The Finger Band

(Tune: "Here We Go Round the Mulberry Bush")
The finger band is coming to town,
Coming to town, coming to town.
The finger band is coming to town,
So early in the morning.

This is the way they play their horns,
This is the way they beat their drums,
This is the way they play their flutes,
So early in the morning.

The finger band is going away,
Going away, going away
The finger band is going away,
So early in the morning.

OTHER STORYTIMES TO GO AVAILABLE FOR CHECKOUT

Several *Storytimes to Go* kits are available for checkout. Visit www.knoxlib.org and search the online catalog using the phrase “storytimes to go” to reserve kits and have them sent to your library location. Kits can also be held in the Children’s Room for three days by calling 215-8725.

The following themes are available:

All About Me
Beach and Ocean
Colors
Community Helpers
Counting and Numeracy
Dinosaurs
Family
Farm
Food
Friendship
Gardening and Growing
Getting Dressed
Insects
Jungle Animals
Move It: Learning in Motion
Nursery Rhymes
Pets
Reptiles
School
Shapes
Transportation
Weather

ADDITIONAL KNOX COUNTY PUBLIC LIBRARY RESOURCES

Andrews, Sylvia. *Dancing in My Bones*. New York: HarperFestival, 2001.

E ANDR

The main character of this lively poem has dancing and movement all through her body. The diverse characters dance, sing, and clap their way through a park, adding short, easy verses to their rhyme as they go.

Asch, Frank. *Like a Windy Day*. San Diego: Harcourt, Inc., 2002.

E ASCH

As the speaker imagines moving and acting like the wind, readers follow along through the countryside, into town, and along the beach and riverside.

Braun, Sebastien. *Meeow and the Big Box*. London: Boxer Books, 2009.

E BRAU

Follow along with the kitty as he transforms a simple box into a fire engine. Bold colors and clear illustrations make this book great for young readers and sharing with groups.

Cabrera, Jane. *If You're Happy and you Know It*. New York: Holiday House, 2005.

E CABR

Vibrant illustrations and familiar animals bring this children's song to life once again.

Calmenson, Stephanie. *Jazzmatazz!* New York: HarperCollins Childrens Books, 2008.

E CALM

A mouse sneaks inside to get warm, and soon the whole town is making music together.

Carle, Eric. *From Head to Toe*. New York: HarperFestival, 2007.

E CARL

Kids will wiggle, stomp, thump, and bend as they participate in all the action of this book.

Crews, Nina. *You Are Here*. New York: Greenwillow Books, 1998.

E CREW

Two girls imagine their way out of a boring rainy day.

Cronin, Doreen. *Wiggle*. New York: Atheneum Books for Young Readers, 2005.

E CRON

The rhyming, rhythmic text invites young listeners to wiggle and giggle along with the story.

Doyle, Charlotte. *The Bouncing, Dancing, Galloping ABC*. New York: G. P. Putnam's Sons, 2006.

E DOYL

In a simple ABC picture-book rhyme, the characters kick, lick, mess, mop, zip, and zoom through the alphabet. The bright, collage illustrations show the all-male cast climbing, dancing, flying, hopping, and acting out a variety of verbs.

Heap, Sue. *What Shall We Play?* Cambridge, MA: Candlewick Press, 2002.

E HEAP

Lily May wants to play fairies, but her friends have other ideas. This story introduces the concept of taking turns and encourages imaginative play. It is a fun choice for reading aloud; children will enjoy imitating the characters.



ADDITIONAL KNOX COUNTY PUBLIC LIBRARY RESOURCES (CONT.)

Heiligman, Deborah. *On the Move*. New York: HarperCollins, 2006.

612.76 HEIL

This bouncy book invites students to hop like a frog, slither like a snake, and gallop like a horse!

Hurd, Thacher. *Bad Frogs*. Somerville, MA: Candlewick Press, 2009.

E HURD

The frogs have gone wild! These gleefully naughty frogs are certain to delight young readers as they slurp, burp, skateboard, parachute, and play. A great choice for a read aloud.

Hutchins, Pat. *Barn Dance!* New York: Greenwillow Books, 2007.

E HUTC

Horse, Sheep, and Pig want to spend the night dancing, but they might wake up the babies. This rhyming book follows the animals as they sneak outside and eventually get themselves in trouble.

Lavis, Steve. *Jump!* New York: Lodestar Books/Dutton, 1998.

E LAVI

Follow a little boy and his teddy bear as they pretend to be many different kinds of animals in this interactive book.

Merz, Jennifer. *Playground Day!* New York: Clarion Books, 2007.

E MERZ

The engaging text and illustrations invite children to move around and to make the animal sounds. An enjoyable selection for storytimes.

Newcome, Zita. *Toddlerobics*. Cambridge, MA: Candlewick Press, 1996.

E NEWC

A group of toddlers has fun as they stretch high, bend low, clap their hands, bump bottoms, and enjoy exercising.

Offen, Hilda. *As Quiet as a Mouse*. New York: Dutton Children's Books, 1994.

E OFFE

Rhyming text describes animals making a variety of decidedly human-like noises, such as clapping, giggling, and snoring. Includes instructions for imitating the noises and actions described.

Portis, Antoinette. *Not a Stick*. New York: HarperCollinsPublishers, 2008.

E PORT

Pig's imagination gives a plain old stick new worlds of play and wonder, where nothing is as ordinary as it seems.

Reid, Rob. *Comin' Down to Storytime*. Janesville, WI: Upstart Books, 2009.

E REID

Based on the familiar song "She'll Be Coming 'Round the Mountain," this singable book introduces all the best parts of a trip to the library and listening to storytime.

Rosen, Michael. *We're Going on a Bear Hunt*. New York :Margaret K. McElderry Books, 1989.

E ROSE

A book adaptation of the familiar song.

Schaefer, Carole. *Someone Says*. New York :Viking, 2003.

E SCHA

Join this lively group of children as they pretend and imagine their way through the day, becoming ponies that prance, birds that swoop, and tigers that slurp.



REFERENCES and RESOURCES FOR TEACHERS

A wide selection of additional storytime resource materials is available for check out at the Knox County Public Library. In addition to the specific titles listed below, the Children's Room at Lawson McGhee Library has a special Parenting section filled with books about children's literature, child development, and education that would be of interest to educators.

Bay, Jeannette Graham. *A Treasury of Flannelboard Stories*. Alleyside Press, 1994.

Beall, Pamela. *Wee Sing Children's Songs and Fingerplays*. Price Stern Sloan, 1997.

Blackstone, Stella. *Storytime: First Tales for Sharing*. Barefoot Books, 2005.

Briggs, Diane. *Preschool Favorites: 35 Preschool Storytimes Kids Love*. American Library Association, 2007.

Briggs, Diane. *Toddler Storytime Programs*. Scarecrow Press, 1993.

Briggs, Diane. *101 Fingerplays, Stories, and Songs to Use with Finger Puppets*. American Library Association, 1999.

Carlson, Ann & Mary. *Flannelboard Stories for Infants and Toddlers*. American Library Association, 1999.

Cobb, Jane. *I'm a Little Teapot! Presenting Preschool Storytime*. Black Sheep Press, 1996.

Cole, Joanna. *The Eentsy, Weentsy Spider: Fingerplays and Action Rhymes*. Morrow Junior Books, 1991.

Glazer, Tom. *Eye Winker, Tom Tinker, Chin Chopper: Fifty Musical Fingerplays*. Doubleday, 1972.

Glazer, Tom. *The Mother Goose Songbook*. Doubleday, 1990.

Glazer, Tom. *Music for Ones and Twos: Songs and Games for the Very Young Child*. Doubleday, 1983.

Hart, Jane. *Singing Bee! A Collection of Favorite Children's Songs*. Lothrop, Lee & Shepard Books, 1982.

Hicks, Doris. *Flannelboard Classic Tales*. American Library Association, 1997.

Jeffery, Debby Ann. *Literate Beginnings: Programs for Babies and Toddlers*. American Library Association, 1995.

Marino, Jane. *Babies in the Library!* Scarecrow Press, 2003.

Marino, Jane and Dorothy Houlihan. *Mother Goose Time: Library Programs for Babies and their Caregivers*. H.W. Wilson, Co., 1992.

McNeil, Heather. *Read, Rhyme, and Romp: Early Literacy Skills and Activities for Librarians, Teachers, and Parents*. Libraries Unlimited, 2012

Newcome, Zita. *Head, Shoulders, Knees and Toes: And Other Action Rhymes*. Candlewick Press, 2002.

Nichols, Judy. *Storytimes for Two Year Olds*. American Library Association, 2007

Reid, Rob. *Silly Books to Read Aloud*. Huron Street Press, 2013.



REFERENCES and RESOURCES FOR TEACHERS (CONT.)

Reid, Rob. *Something Musical Happened at the Library: Adding Song and Dance to Children's Story Programs*. American Library Association, 2007.

Roginski, Dawn Rochelle. *A Year in the Story Room: Ready-to-Use Programs for Children*. American Library Association, 2014.

Sierra, Judy. *The Flannel Board Storytelling Book*. H.W. Wilson Co., 1997.

Stetson, Emily. *Little Hands Fingerplays & Action Songs: Seasonal Activities & Creative Play for 2- to 6-Year Olds*. Williamson Pub., 2001.

This Little Piggy. Lap Songs, Finger Plays, Clapping Games and Pantomime Rhymes. Candlewick Press, 2005.

Ultimate Children's Songbook: 66 Fun Songs for Kids: Piano-Vocal-Guitar. Leonard Corporation, 2000.

Wilner, Isabel. *The Baby's Game Book*. Greenwillow Books, 2000.

Yolen, Jane. *Jane Yolen's Mother Goose Songbook*. Caroline House/Boyd's Mill Press, 1992.

WEBSITE RESOURCES

www.preschoolrainbow.org/preschool-rhymes.htm

An extensive collection of action songs & fingerplays arranged by theme.

www.naturallearning.com/fingerplays.html

Lots of fingerplays, arranged alphabetically, not by theme.

www.hummingbirded.com

The name really is “hummingbirded.” Themes are listed alphabetically, with songs, fingerplays, and activities. Many resources especially for daycares and preschools.

www.preschoolexpress.com

The best of Dr. Jean Warren. Offers a wide variety of activities, songs, fingerplays, and more. Many resources especially for daycares and preschools.

www.wccls.org/rhymes

A treasure trove of videos featuring rhymes, songs, and fingerplays for early learning produced by Washington County Cooperative Library Services in Oregon.

www.prekinders.com

Thematic, curriculum-based lesson plans, activities, and free printables created by a pre-K teacher.

www.kizclub.com

A website filled with resources for preschool educators that includes sections on ABC's and nursery rhymes.

