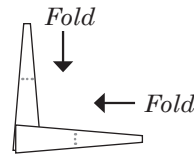

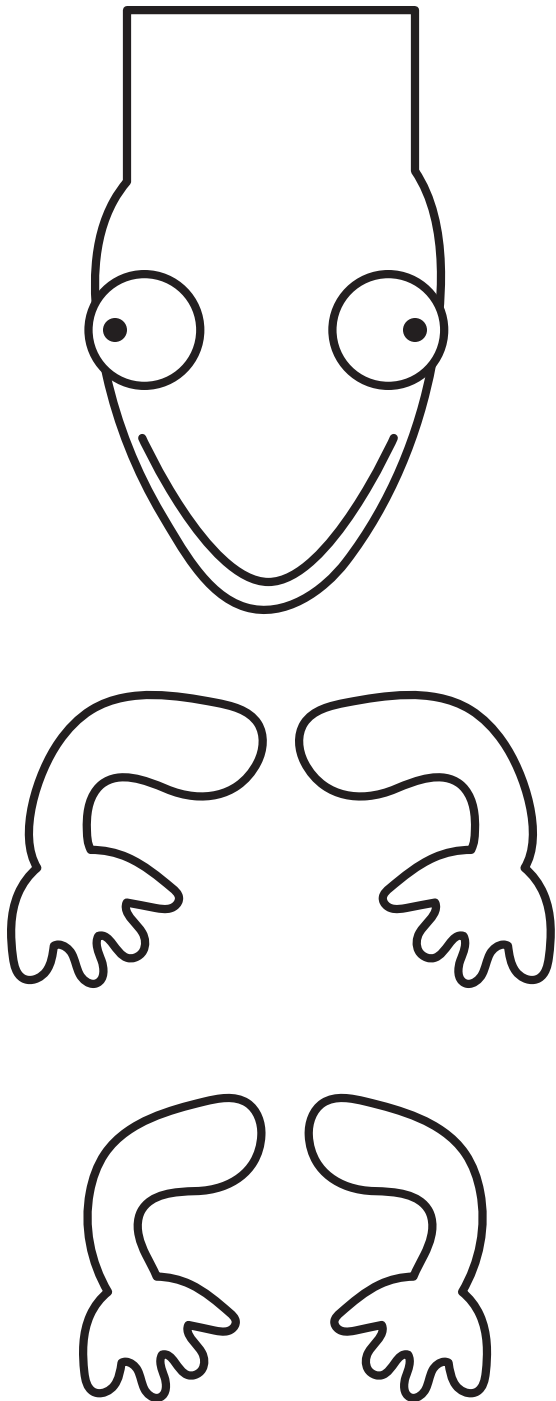


# Accordion Salamander

Color and cut out your salamander head, legs, and strips for the accordion body. *Hint: Color both sides of the accordion body.* Glue (or tape) two strips together to make a long, tapered strip, then repeat with remaining strips. Overlap the corners of the two long strips, at right angles, and glue together. Then fold the bottom strip over the top and fold the other strip over that. Repeat until no more strip is available. Secure both ends of the accordion. Glue head and legs to accordion.



This activity is part of the Tails and Tales reading program. Sign up now or learn more at: [www.knoxlib.org/readcity](http://www.knoxlib.org/readcity)



Strip 1